



www.sommer.eu



Sliding gate operators

STArter S2



STArter S2/STArter S2⁺

Intelligent sliding gate operators with impressive travel dynamics

The intelligent sliding gate operators in the STArter S2 range are the ideal operators for small to medium-sized sliding gates. Their intelligent control offers a wide range of connection options. In addition to convenient operation via radio control system, they can be integrated into the Smart Home systems SOMweb and Delta Dore. Sliding gate operator STArter S2⁺ provides an added advantage when it comes to gate weight, movement range and speed.



The sliding gate operators can be unlocked in any gate position.

Motor management in perfection

Thanks to optimised speed control, operators in the STArter S2 range ensure incomparably smooth movement. With the optimised soft run, the sliding gate moves gently to the end positions.

One control unit, a wide range of connection options

The control unit offers numerous connection options for safety devices and individual accessories, expanding the range of functions. Pluggable, colour-coded connecting terminals allow convenient and reliable connection (cannot be interchanged).

Radio system SOMloq2

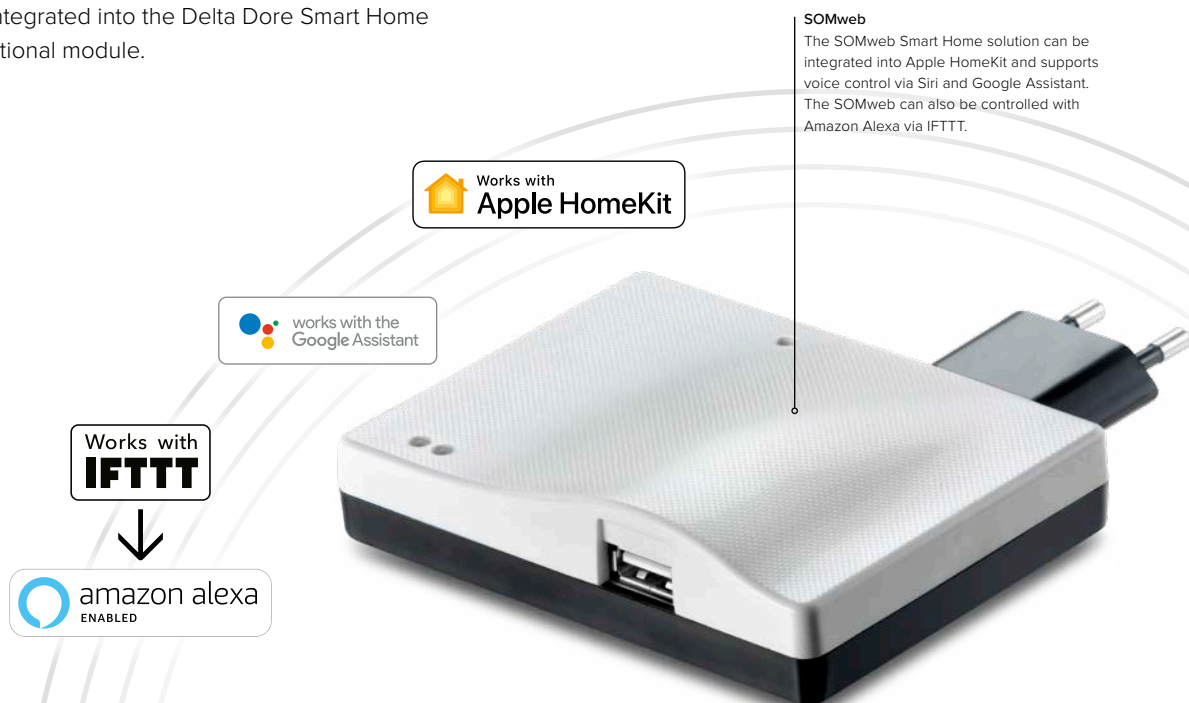
With the bidirectional SOMloq2 radio control system, the sliding gate is opened and closed conveniently via radio control whatever the weather, while 128-bit AES encryption provides maximum security. If the function is supported by the transmitter, the operator confirms receipt of commands or allows querying of the position of the sliding gate.

Quick and easy installation

Features and parameters can be configured via smartphone, tablet or laptop with the SOMlink service interface.

Ready for a smart home

Sliding gate operators STArter S2 and STArter S2⁺ can be expanded to include a Smart Home function. They are already compatible with the SOMweb Smart Home solution. And they can be integrated into the Delta Dore Smart Home system via an additional module.



Versatile control unit


Photocells and other safety devices are automatically recognised by the control unit. LEDs on the inputs and outputs display the connection statuses visually. If required, the gate can be additionally secured on the outside and inside by integrating a second safety input.

The Buzzer is installed in the space provided beneath the control unit.



Horizontal control unit

The horizontally installed control unit guarantees easy access to the connections. All control elements are directly visible.




Optional accessories



1

Memo


Expands the memory of the handheld transmitter to 450 handheld transmitter commands. Allows the use of transmitter management Codemaster⁺.



2

Relay


Relay with potential-free changeover contact for activating external lighting or querying the opening status.



2

Output OC


Open collector output for transmission of a static signal for display of the opening status to Smart Home systems or for activation of additional lighting with 24 V.



3

HomeLink radio receiver module

With the HomeLink radio receiver, the sliding gate operator can be upgraded to the HomeLink radio control system. The sliding gate operator can then be controlled with a HomeLink transmitter integrated in the vehicle.



3

Delta Dore X3D module

The module integrates the sliding gate operator into the Delta Dore Smart Home system. This allows you to control and query the position of the operator via the Tydom app from Delta Dore.



4

Buzzer

Alarm or warning buzzer that outputs an acoustic signal reporting a break-in attempt or during the closing process.

Further connection options

5

- › Pulse
- › Wallstation
- › Pulse "Defined OPEN"*

6

- › Pulse partial opening 1
- › Pulse multifunction relay* (gate closed / gate not closed)*
- › Pulse "Defined CLOSE"*

7

- › STOP
- › Pulse partial opening 2
- › Timer contact*
- › Alarm (fire alarm system)*

8

Connection option for a 24 V/3 W warning light

9

Connection option for a 2-wire or 4-wire photocell, optical or electrical safety contact strip in "Direction of action CLOSE".

10

Connection option for a 2-wire or 4-wire photocell, optical or electrical safety contact strip in "Direction of action OPEN".

Examples



Example 1 with optional accessories

Via the Output OC, the operator can report the gate status to a Smart Home system. (gate closed / gate not closed)* With the HomeLink radio receiver module, the gate can also be opened and closed from a vehicle with HomeLink.



Example 2 with optional accessories

The yard access lighting can be controlled by the operator via the relay (potential-free).* With the integrated Delta Dore X3D module, the yard entrance can then be automatically illuminated when the gate is opened or closed.

* SOMlink service interface required



SOMlink

With this intelligent control technology for specialist retailers, there are additional options for easily adjusting features and parameters using your smartphone, tablet or laptop.

Compatibility

Service interface for operators and radio receivers with SOMloq2 radio system.

Technology

- › Integrated WiFi module
- › Integrated web server
- › Universal for smartphones, tablets or laptops
- › Interface between WiFi and SOMloq2 radio system
- › No saving of data on external servers
- › No on-site Internet connection required! A direct WiFi connection is established between smartphone, tablet PC or laptop and the SOMlink.

Diagnosis and service

- › Help with commissioning: Deleting transmitters, programming force values and much more
- › Changing operator settings: Configuring lighting duration, speeds, pre-warning times, safety devices and much more
- › Reading out, saving and loading system data
- › Reading out diagnostic information: Cycle counter, event history, visualisation of the force curves and much more



SOMlink app for Android
This app facilitates connection set-up.



Technical data

Type	STArter S2	STArter S2 ⁺
Rated voltage	220–240 V AC	220–240 V AC
Rated frequency	50/60 Hz	50/60 Hz
Min. temperature	–20 °C	–20 °C
Max. temperature	+50 °C	+50 °C
IP code	IP54	IP54
Max. torque	11 Nm	11 Nm
Max. speed	190 mm/s	240 mm/s
Power consumption in standby	3 W	3 W
Operating mode after S3	30 %	30 %
Min. movement range	1,400 mm	1,400 mm
Max. movement range	6,000 mm	8,000 mm
Max. gate weight	300 kg	400 kg
Gate inclination	–	–



No active safety contact strip on the main closing edge is necessary for the STArter S2. A passive rubber profile is sufficient. Active safety contact strips must be used on the main and auxiliary closing edges with the STArter S2⁺.

The differences

STArter S2

- › Max. speed 190 mm/s
- › Max. movement range 6,000 mm
- › Max. gate weight 300 kg



STArter S2⁺

- › Max. speed 240 mm/s
- › Max. movement range 8,000 mm
- › Max. gate weight 400 kg



Germany (Head Office)

**SOMMER Antriebs-
und Funktechnik GmbH**
Hans-Böckler-Straße 27
73230 Kirchheim unter Teck
Germany
info@sommer.eu
www.sommer.eu

Great Britain

SOMMER DOCO
Unit B3 Elvington Industrial E
York YO41 4AR
Great Britain
info@uk.sommer.eu
www.sommer.eu/uk